



### »» Features

- Miniature PCB automotive relay.
- High rating 20A/14VDC ; motor load 5A/14VDC ; maximum carry current up to 35A.
- Optional SPNO, SPDT, DPNO contact configurations.
- Available for sealed flux free and sealed washable versions.
- General purpose application for motor control for power window, sunroof, door lock, and flashing lamp control, etc.

### »» Type List

Terminal style	Contact form	Designation (provided with)		
		Flux tight	Sealed type	Sealed type washable
PCB terminal	1A (SPNO)	895-1A-C	895-1A-V	895-1A-S
		895-1A-C-H	895-1A-V-H	895-1A-S-H
	1C (SPDT)	895-1C-C	895-1C-V	895-1C-S
		895-1C-C-H	895-1C-V-H	895-1C-S-H
	2A (DPNO)	895-2A-C	895-2A-V	895-2A-S

### »» Ordering Information

895 - 1A - C - H  
 1        2        3        4

- |  |   |
|--|---|
| <p>1. 895 -- Basic series designation</p> <p>2. 1A -- Single pole normally open<br/>         1C -- Single pole double throw<br/>         2A -- Single pole normally open with two N.O. terminals</p> | <p>3. C -- Flux tight<br/>         V -- Sealed type<br/>         S -- Sealed type washable</p> <p>4. Blank -- Standard type<br/>         H -- Enlarge contact spacing</p> |
|--|---|

### »» Contact Rating

#### ◆ 1P

Resistive load	NC : 10A 14VDC , NO : 20A 14VDC , on 1 sec , off 9 sec , 100,000 ops.
Motor load	5A 14VDC Inrush 25A , on 0.5 sec , off 9.5 sec , 200,000 ops.
Max. carry current	35A/2min. , 25A/1hr (25°C nominal voltage) 30A/2min. , 20A/1hr (85°C nominal voltage)

#### ◆ 2A

Lamp load	2 NO 21WX6 Lamps 14VDC
Max. carry current	2X6A (25°C nominal voltage) 2X4A (85°C nominal voltage)

## »» Coil Rating (DC)

## ◆ 1P

Rated voltage (V)	Rated current $\pm 10\%$ at 23 °C (mA)	Coil resistance $\pm 10\%$ at 23 °C ( $\Omega$ )	Max. continuous voltage at 85 °C	Pick up voltage(Max) at 23 °C	Drop out voltage(Min) at 23 °C	Power consumption at rated voltage
5	128	39	120% of rated voltage	60% of rated voltage	8% of rated voltage	approx. 0.64W
9	71.1	127				
12	53.3	225				
24	26.7	900				

## ◆ 2A

Rated voltage (V)	Rated current $\pm 10\%$ at 23 °C (mA)	Coil resistance $\pm 10\%$ at 23 °C ( $\Omega$ )	Max. continuous voltage at 85 °C	Pick up voltage(Max) at 23 °C	Drop out voltage(Min) at 23 °C	Power consumption at rated voltage
9	111.1	81	130% of rated voltage	60% of rated voltage	8% of rated voltage	approx. 1.0W
12	83.3	144				

## ◆ 1P(-H)

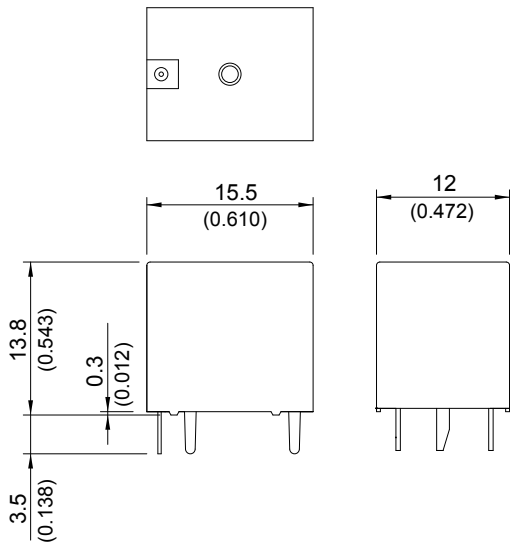
Rated voltage (V)	Rated current $\pm 10\%$ at 23 °C (mA)	Coil resistance $\pm 10\%$ at 23 °C ( $\Omega$ )	Max. continuous voltage at 85 °C	Pick up voltage(Max) at 23 °C	Drop out voltage(Min) at 23 °C	Power consumption at rated voltage
12	67.4	178	120% of rated voltage	60% of rated voltage	8% of rated voltage	approx. 0.8W
24	33.3	720				

## »» Specification

Contact material	AgSnO alloy	
Contact voltage drop <sup>(1)</sup>	Typ. 80mV at 10A	
Operate time <sup>(1)</sup>	10ms Max.	
Release time <sup>(1)</sup>	5ms Max.	
Insulation resistance <sup>(1)</sup>	100M $\Omega$ Min. (DC 500V)	
Dielectric strength <sup>(1)</sup>	Between open contact	: AC 500V , 50/60Hz 1 min.
	Between contact and coil	: AC 500V , 50/60Hz 1 min.
Vibration resistance	Operating extremes	10~55Hz , amplitude 1.5 mm
	Damage limits	10~55Hz , amplitude 1.5 mm
Shock resistance	Operating extremes	10G
	Damage limits	100G
Life expectancy	Mechanical	10,000,000 operations (frequency 18,000 operations/hr)
	Electrical	100,000 operations (for 2A) (frequency 240 operations/hr)
Operating ambient temperature	-40~+85 °C (no freezing)	
Weight	Approx. 6 g	

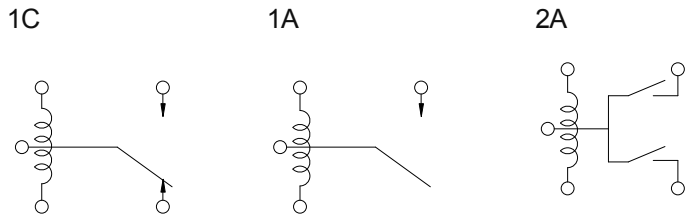
Note : (1) initial value

### »» Outline Dimensions



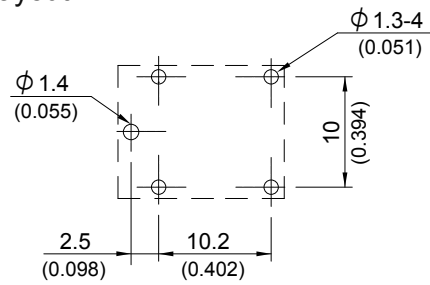
### »» Wiring Diagram

BOTTOM VIEW



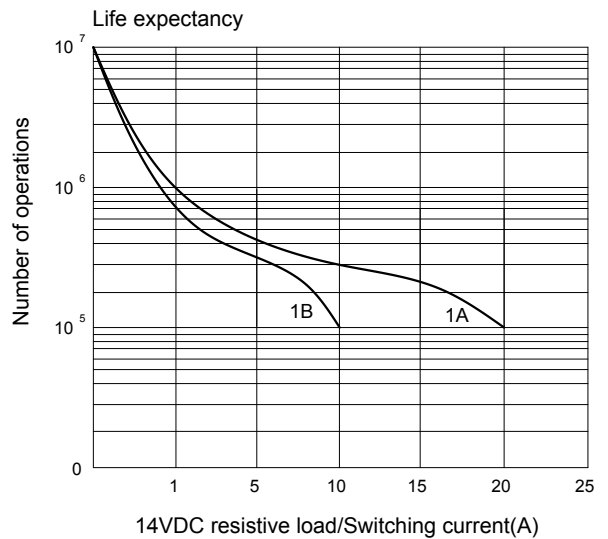
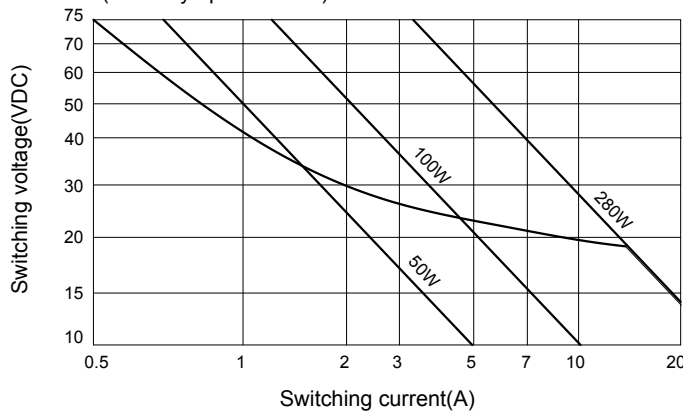
### »» PC Board Layout

BOTTOM VIEW

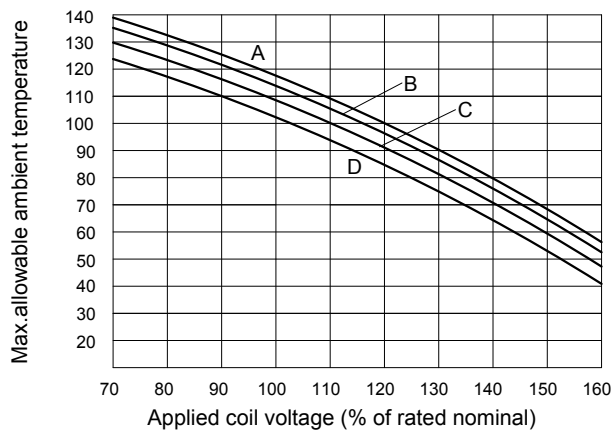


### »» Engineering Data

Safe breaking, arc extinguished  
(normally open contact) for resistive loads.



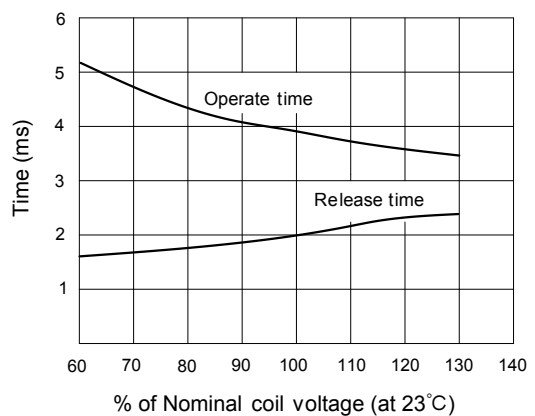
Ambient temperature vs coil voltage for continuous duty



A:5A B:10A C:15A D:20A Contact load(resistive)

Maximum mean coil temperature=155°C

Operate time/Release time



# Mouser Electronics

Authorized Distributor

Click to View Pricing, Inventory, Delivery & Lifecycle Information:

## Song Chuan:

[895-1C-C-24VDC](#) [895-2A-C-12VDC](#) [895-2A-S-12VDC](#) [895-1A-C-12VDC](#) [895-1C-C-H-12VDC](#) [895-1A-S-12VDC](#)  
[895-1C-C-12VDC](#)